



WORLD SAILING OFFSHORE SPECIAL REGULATIONS

COMPILED AT 27 Jan 2017

Extract for Race Category 4 Monohulls
Because this is an extract not all paragraph numbers are present

JANUARY 2016- DECEMBER 2017 including updates January 2017

© ORC Ltd. 2002, amendments 2003-2015 © World Sailing Limited

Version 0.2 - 26 January 2017

Copyright

When reprinting these regulations National Authorities and Race Organizers should :-

- request copyright permission from World Sailing and ORC Ltd (normally given free of charge)
- display a copyright acknowledgement with the reprint (similar to © ORC Ltd. 2002, amendments 2003-2017 © World Sailing Limited)
- make any amendments by deleting contrary provisions and indicating that changes have been made
- supply a copy of the reprint to each of World Sailing and ORC Ltd

Official interpretations shall take precedence over these Special Regulations and will be indexed, numbered, dated and displayed on the World Sailing web site www.sailing.org/specialregs

Language & Abbreviations Used

Mo - Monohull

Mu - Multihull

"**" means the item applies to all types of boat in all Categories except 5 for which see Appendix B or 6 for which see Appendix C.

RED TYPE indicates significant changes in 2016 and 2017

Guidance notes and recommendations have been removed from the Regulations and are available on www.sailing.org/documents/offshorespecialregs/index.php

The use of the masculine gender shall be taken to mean either gender

Administration

The Offshore Special Regulation are administered by the World Sailing Special Regulation Sub-Committee whose terms of reference are as follows: (www.sailing.org/regulations)

World Sailing Regulation 6.9.8.3 - The Special Regulations Sub-Committee shall:

(a) be responsible for the maintenance, revision and changes to the World Sailing Offshore Special Regulations governing offshore racing, under licence from ORC Ltd. Such changes shall be biennial with revised editions published in January of each even year, except that matters of an urgent nature affecting safety may be dealt with by changes to the Regulations on a shorter time scale;

(b) monitor developments in offshore racing relative to the standards of safety and seaworthiness.

Any queries please E-Mail: technical@isaf.co.uk

SECTION 1 - FUNDAMENTAL AND DEFINITIONS

1.01 Purpose and Use

- ** 1.01.1 The purpose of the Offshore Special Regulations (OSR) is to establish uniform minimum equipment, accommodation and training standards for monohull and multihull (excluding proa) boats racing offshore.
- ** 1.01.2 The OSR do not replace, but rather supplement, the requirements of governmental authority, Classification Society certification, the Racing Rules of Sailing (RRS), Equipment Rules of Sailing(ERS), class rules and Rating Systems.
- ** 1.01.3 Use of the OSR does not guarantee total safety of the boat and her crew. Particular attention is drawn to the description of OSRs for inshore racing which includes that adequate shelter and or effective rescue is available all along the course. This is not included in more onerous OSR categories.

1.02 Responsibility of Person in Charge

- ** 1.02.1 **Under RRS 4 the responsibility for a boat's decision to participate in a race or continue racing is hers alone. The safety of a boat and her crew is the sole and inescapable responsibility of the Person in Charge who shall do his best to ensure that the boat is fully found, thoroughly seaworthy and manned by an experienced and appropriately trained crew who are physically fit to face bad weather. The person in charge shall also assign a person to take over his responsibilities in the event of his incapacitation.**
- ** 1.02.2 Neither the establishment of the OSR, nor their use by Organizing Authorities, nor the inspection of a boat under the OSR in any way limits or reduces the complete and unlimited responsibility of the Person in Charge.
- ** 1.02.3 By participating in a race conducted under the OSR, the person in charge, each competitor and boat owner agrees to reasonably cooperate with the organizing authority and World Sailing in the development of an independent incident report as specified in 2.02

1.03 Definitions, Abbreviations, Word Usage

- ** 1.03.1 Definitions of Terms used in this document

Table 1 - Definitions

#	Pound force (lbf)
ABS	American Bureau of Shipping
Age Date	Month/year of first launch
AIS	Automatic Identification Systems
CEN	Comité Européen de Normalisation
Coaming	The part of the cockpit, including the transverse after limit, over which water would run when the boat is floating level and the cockpit is filled to overflowing
COLREGS	International Regulations for Preventing Collisions at Sea
Contained Cockpit	A cockpit where the combined area open aft to the sea is less than 50% maximum cockpit depth x maximum cockpit width
CPR	Cardio-Pulmonary Resuscitation
Crewmember	Every person on board
DSC	Digital Selective Calling
EN	European Norm
EPIRB	Emergency Position-Indicating Radio Beacon
ERS	ISAF - Equipment Rules of Sailing
FA Station	The transverse station at which the upper corner of the transom meets the sheerline.
First Launch	Month & year of first launch of the individual boat
Foul-Weather Suit	Clothing designed to keep the wearer dry and may consist of one piece or several
GMDSS	Global Maritime Distress & Safety System
GNSS	Global Navigation Satellite System
GPIRB	EPIRB, with integral GPS position-fixing
GPS	Global Positioning System
Hatch	The term hatch includes the entire hatch assembly including the lid or cover as part of that assembly
HMPE	High Modulus Polyethylene (Dyneema®/Spectra® or equivalent)
IMO	International Maritime Organisation
IMSO	The International Mobile Satellite Organisation, the independent, intergovernmental organisation that oversees Inmarsat's performance of its Public Service Obligations for the GMDSS and reports on these to IMO
INMARSAT	Inmarsat Global Limited is the private company that provides GMDSS satellite distress and safety communications, plus general communications via voice, fax and data
ISAF	International Sailing Federation- (now World Sailing)
ISO	International Standard Organization or International Organization for Standardization.
ITU	International Telecommunications Union
Jackstay	A securely fastened webbing or rope which permits a crewmember to move from one part of the boat to another without having to unclip a safety harness tether.
Lifeline	Rope or wire line rigged as guardrail / guardline around the deck
LH	Hull Length as defined by the ERS
LSA	IMO International Life-Saving Appliance Code
LWL	(Length of) loaded waterline

Monohull	A boat with one hull
Moveable Ballast	Material carried for the sole purpose of increasing weight and/or influencing stability and/or trim and which may be moved transversely but not varied in weight while a boat is racing
Multihull	A boat with more than one hull
Open Cockpit	A cockpit that is not a Contained Cockpit.
ORC	Offshore Racing Congress (formerly Offshore Racing Council)
OSR	Offshore Special Regulation(s)
Permanently Installed	The item is effectively built-in by e.g. bolting, welding, glassing etc. and may not be removed for or during racing.
PLB	Personal Locator Beacon
Primary Launch	Month & Year of first launch of the first boat of the production series or first launch of a non-series boat
Proa	Asymmetric Catamaran
Rode	Rope, chain, or a combination of both, which is used to connect an anchor to the boat.
RRS	ISAF - Racing Rules of Sailing
Safety Line	A tether used to connect a safety harness to a strong point
SAR	Search and Rescue
SART	Search and Rescue Transponder
Securely Fastened	Held strongly in place by a method (e.g. rope lashings, wing-nuts) which will safely retain the fastened object in severe conditions including a 180° capsized and allows for the item to be removed and replaced during racing
SOLAS	Safety of Life at Sea Convention
SSS	The Safety and Stability Screening numeral
Static Ballast	Material carried for the sole purpose of increasing weight and/or to influencing stability and/or trim and which is not moved or varied in weight while a boat is racing
Static Safety Line	A safety line (usually shorter than a safety line carried with a harness) kept clipped on at a work-station
STIX	ISO 12217-2 Stability Index
Variable Ballast	Water carried for the sole purpose of influencing stability and/or trim and which may be varied in weight and/or moved while a boat is racing.
Waterline	The water surface when the boat is floating in measurement trim
World Sailing	formerly the International Sailing Federation or ISAF

** 1.03.2 The words "shall" and "must" are mandatory, and "should" and "may" are permissive.

** 1.03.3 The word "yacht" shall be taken as fully interchangeable with the word "boat".

SECTION 2 - APPLICATION & GENERAL REQUIREMENTS

2.01 Categories of Events

** Organizing Authorities shall select from one of the following categories and may modify the OSR to suit local conditions

2.01.5 Category 4

MoMu4 Short races, close to shore in relatively warm or protected waters normally held in daylight.

2.02 Incident Reporting

The Organizing Authority of a race will establish whether any incidents occurred, which if reported would be likely to be relevant to evolving the Offshore Special Regulations, the plan review process, or in increasing safety. The Organizing Authority will follow any guidelines issued by World Sailing concerning incident reporting.

2.03 Inspection

** A boat may be inspected at any time. If she fails to comply with the OSR her entry may be rejected or she will be subject to protest

2.04 General Requirements

** 2.04.1 All equipment required by OSR shall:

** a) function properly

** b) be regularly checked, cleaned and serviced

** c) when not in use be stowed in conditions in which deterioration is minimised

** d) be readily accessible

** e) be of a type, size and capacity suitable and adequate for the intended use and size of the boat.

** 2.04.2 Heavy items shall be permanently installed or securely fastened

SECTION 3 - STRUCTURAL FEATURES, STABILITY, FIXED EQUIPMENT

** A boat shall be/have:

3.01 Strength of Build and Rig

** 3.01.1 Properly rigged, fully seaworthy and shall meet the OSR

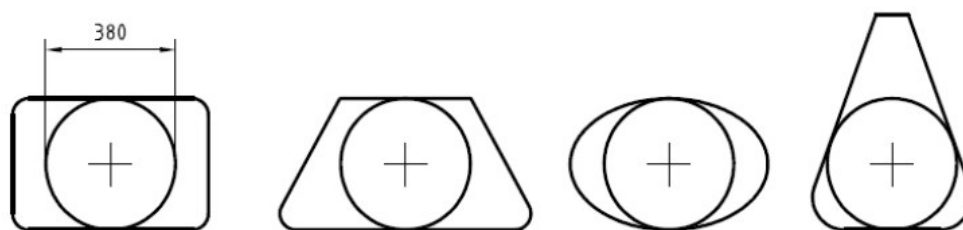
- ** 3.01.2 Equipped with shrouds and at least one forestay that shall remain connected to the mast and the boat while racing
- 3.02 Watertight Integrity of a Boat**
- ** 3.02.1 Essentially watertight and all openings shall be capable of being immediately secured. Centreboard, daggerboard trunks and the like shall not open into the interior of a hull except via a watertight maintenance hatch with the opening entirely above the Waterline

3.04 Stability - Monohulls

3.06 Exits - Monohulls

- Mo0,1,2,3,4 3.06.1 At least two exits if 8.5 m (28') LH and greater and with a Primary Launch after 1994. One exit shall be located forward of the foremost mast except where structural features prevent its installation
- Mo0,1,2,3,4 3.06.2 The following minimum clear hatch openings if First Launch after 2013:
- Mo0,1,2,3,4 a) a circular hatch with diameter 450 mm (18"); or
- Mo0,1,2,3,4 b) any other shape with minimum dimension of 380 mm (15") and minimum area of 0.18 m² (1.9 ft²) (see figure 1)

Mo0,1,2,3,4 Figure 1 - Measurements of Minimum Clear Opening



3.08 Hatches & Companionways

- ** 3.08.1 Hatch covers forward of the maximum beam station shall not open toward the interior of the boat, except hatches in the side of a coachroof or ports having an area of less than 0.071 m² (110 in²)
- ** 3.08.2 Hatches not conforming with 3.08.1 shall be clearly labelled and used in accordance with the following instruction "NOT TO BE OPENED AT SEA"
- ** 3.08.3 A hatch, including a hatch over a locker shall be:
- ** a) permanently attached and capable of being firmly shut immediately and remaining firmly shut in a 180° capsize
- Mo0,1,2,3,4 b) above the water when the boat is heeled 90°
- Mo0,1,2,3,4 A boat may have a maximum of two hatches on each side of centerline that do not conform to the requirement in b), provided that the opening of each is less than 0.071 m² (110 in²)
- ** 3.08.4 Companionway hatches:
- ** a) fitted with a strong securing arrangement which shall be operable from the exterior and interior even when the boat is inverted
- ** b) blocking devices:
- ** i) capable of being retained in position with the hatch open or shut
- ** ii) secured to the boat (e.g. by lanyard) for the duration of the race
- ** iii) permit exit in the event of inversion
- Mo0,1,2,3,4 3.08.5 if a monohull with Open Cockpit(s):
- Mo0,1,2,3,4 a) a companionway sill that does not extend below the local sheerline; or
- Mo0,1,2,3,4 b) a companionway in full compliance with ISO 11812 category A
- Mo0,1,2,3,4 3.08.6 if a monohull with Contained Cockpit(s) where the companionway extends below the local sheerline, panels capable of blocking the companionway up to the level of the local sheerline whilst giving access to the interior.

3.09 Cockpits

- ** 3.09.1 Cockpits that self-drain quickly by gravity at all angles of heel and are permanently incorporated as an integral part of the boat
- ** 3.09.2 A cockpit sole at least 2% LWL above the waterline (or in IMS boats with First Launch before 2003, at least 2% L above the waterline)
- ** 3.09.3 A bow, lateral, central or stern well is a cockpit for the purposes of OSR 3.09

3.09.7 Cockpit Volume

- ** The maximum combined volume below lowest coamings of all contained cockpits shall be:

Extract
MoMu2,3,4

primary launch before April 1992: 9% (LWL x maximum beam x freeboard abreast the cockpit)

- ** b) primary launch after March 1992 as above for the appropriate category except that "lowest coamings" shall not include any aft of the FA station and no extension of a cockpit aft of the working deck shall be included in calculation of cockpit volume

3.09.8 Cockpit Drains

** Cockpit drain cross section area of unobstructed openings (after allowance for screens if fitted) shall be at least that of:

- ** a) 2 x 25 mm (1") diameter or equivalent for a boat less than 8.5 m (28') LH
- ** b) 4 x 20 mm (3/4") diameter or equivalent for a boat 8.5 m (28') LH or greater

3.10 Sea Cocks or Valves

** Permanently installed sea cocks or valves on all through-hull openings below the waterline except for integral deck scuppers and instrument through-hulls

3.11 Sheet Winches

** Sheet winches mounted in such a way that an operator is not required to be substantially below deck

3.12 Mast Step

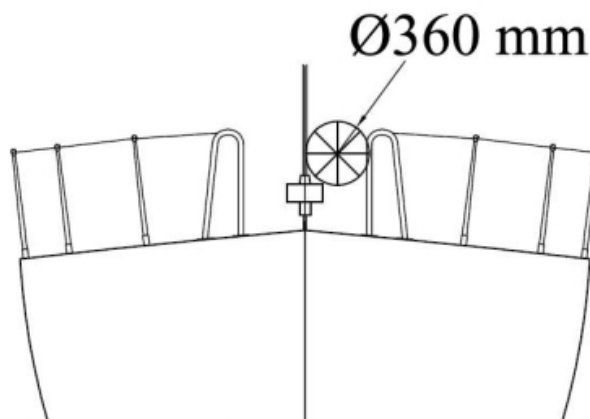
** The heel of a keel stepped mast securely fastened to the mast step or adjoining structure

3.14 Pulpits, Stanchions, Lifelines

** 3.14.1 The perimeter of the deck surrounded by system of lifelines and pulpits as follows:

- ** a) Continuous lifelines fixed only at (or near) the bow and stern. However a gate on each side of a boat is permitted. Except at its end fittings and at gates, the movement of a lifeline in a fore-and-aft direction shall not be constrained. Temporary sleeving shall not modify tension in the lifeline.
- ** b) Minimum heights of lifelines and pulpit rails above the working deck and vertical openings:
 - ** i upper: 600 mm (24")
 - ** ii intermediate: 230 mm (9")
 - ** iii vertical opening: no greater than 380 mm (15") except that on a boat with a Primary Launch before 1993 where it shall be no greater than 560 mm (22")
- MoMu3,4 iv a boat less than 8.5 m (28') LH may use a single lifeline system with a height between 450 mm (18") and 560 mm (22")
- ** c) Lifelines permanently supported at intervals of not more than 2.2 m (7'-2 1/2") and shall not pass outboard of supporting stanchions
- ** d) Pulpit and stanchion bases permanently installed with pulpits and stanchions mechanically retained in their bases
- ** e) The outside of pulpit and stanchion base tubes no further inboard from the edge of the working deck than 5% of maximum beam or 150 mm (6"), whichever is greater, nor further outboard than the edge of the working deck
- ** f) Stanchions straight and vertical except that:
 - ** i within the first 50 mm (2") from the deck, stanchions shall not be displaced horizontally from the point at which they emerge from the deck or stanchion base by more than 10 mm (3/8")
 - ** ii stanchions may be angled to not more than 10° from vertical at any point above 50 mm (2") from the deck
- ** g) A bow pulpit may be open provided the opening between the pulpit and any part of the boat does not exceed 360 mm (14")

Figure 2 - Diagram Showing Pulpit Opening



- ** h) Lifelines may terminate at or pass through adequately braced stanchions set inside and overlapping the bow pulpit
- ** i) When a deflecting force of 4 kg (8.8 #) is applied to a lifeline at the mid-point of the longest span between supports that are aft of the mast, the deflection shall not exceed:
 - ** i 50 mm (2") for an upper or single lifeline
 - ** ii 120 mm (4 ¾") for an intermediate lifeline
- 3.14.3 Spare number
- 3.14.4 Spare number
- 3,14.5 Spare number
- 3.14.6 Lifeline Specifications**
- Mo4,Mu** Lifelines of either:
 - Mo4,Mu** i stranded stainless steel wire
 - Mo4,Mu** ii HMPE
- ** b) The minimum diameter is specified in table 8 below
- ** c) Stainless steel lifelines shall be uncoated and used without close-fitting sleeving, however, temporary sleeving may be fitted provided it is regularly removed for inspection.
- ** d) A lanyard of synthetic rope may be used to secure lifelines provided the gap it closes does not exceed 100 mm (4"). This lanyard shall be replaced annually
- ** e) All components of the lifeline enclosure system shall have a breaking strength no less than the lifeline
- Mo4,Mu** f) When HMPE is used, it shall be protected from chafe and spliced in accordance with the manufacturer's recommended procedures

Table 8 - Minimum Diameters

LOA	wire	HMPE rope (Single braid)	HMPE Core (Braid on braid)
under 8.5m (28')	3mm (1/8")	4mm (5/32")	4mm (5/32")
8.5m - 13m	4mm (5/32")	5mm (3/16")	5mm (3/16")
over 13m (42' 8")	5mm (3/16")	5mm (3/16")	5mm (3/16")

- 3.18 Toilet**
- MoMu3,4 3.18.2 Permanently installed toilet or fitted bucket
- 3.19 Bunks**
- MoMu1,2,3,4 3.19.2 Permanently installed bunks
- 3.21 Drinking Water Tanks & Drinking Water**
- 3.21.1 Drinking Water Tanks**
- 3.22 Hand Holds**
- ** Adequate hand holds fitted below deck
- 3.23 Bilge Pumps and Buckets**
- ** 3.23.1 a) two strong buckets, each with a lanyard and of at least 9 l (2.4 US Gal) capacity
- Mo3Mu0,1,2 one permanently installed manual bilge pump
- Mo4 one manual bilge pump
- ** 3.23.2 All required permanently installed bilge pumps shall be operable with all cockpit seats, hatches and companionways shut and with permanently installed discharge pipe(s) of sufficient capacity
- ** 3.23.3 Bilge pumps shall not be connected to cockpit drains and shall not discharge into a Closed Cockpit
- ** 3.23.4 Bilge pumps shall be readily accessible for maintenance and for clearing out debris
- ** 3.23.5 All removable bilge pump handles retained by a lanyard
- 3.24 Compass**
- MoMu0,1,2,3,4 a) Permanently installed marine magnetic steering compass, independent of any power supply, correctly adjusted with deviation card
- 3.25 Halyards.**
- ** A minimum of two halyards, each capable of hoisting a sail, on each mast

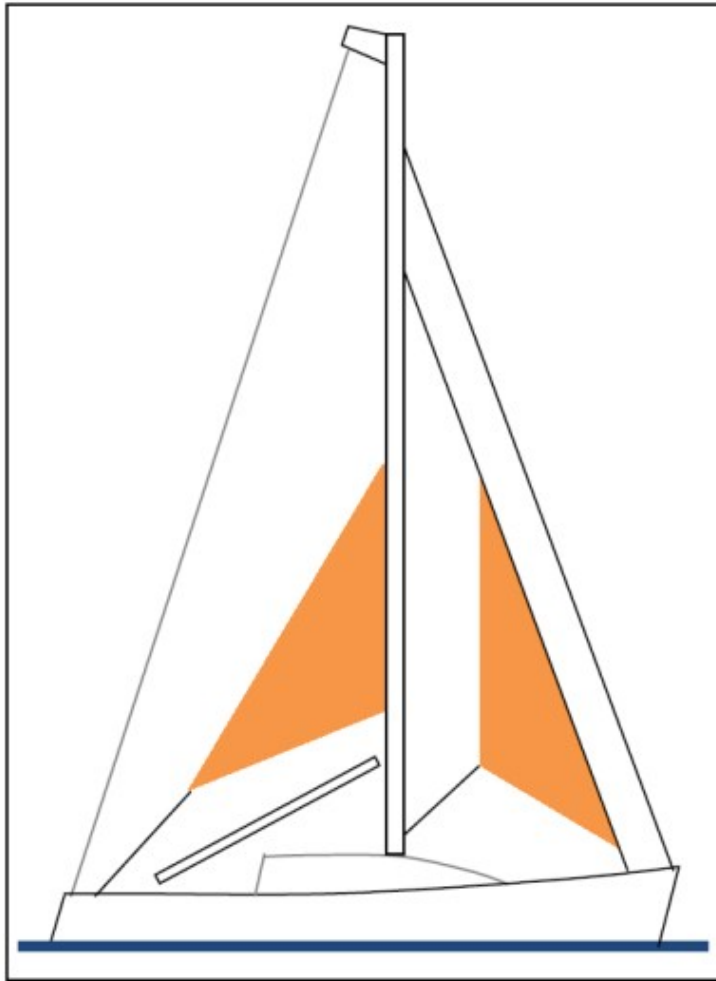
	3.27	Navigation Lights
**	3.27.1	mounted above sheerline and so that they will not be masked by sails or the heeling of the boat
**	3.27.2	having light intensity meeting COLREGS. When incandescent bulbs are used the minimum power rating shall be:
**	a)	For LH less than 12 m (39'-4"), 10 W
**	b)	For LH 12 m (39'-4") and greater, 25 W
**	3.27.4	spare bulbs (not required for LED)
	3.28	Engines, Generators, Fuel
	3.28.1	Propulsion Engines
**	a)	engines and associated systems installed in accordance with their manufacturers' guidelines and suitable for the size and intended use of the boat
**	d)	an inboard engine shall have a permanently installed exhaust, cooling system, fuel supply, fuel tank(s) and shall have adequate heavy weather protection
	3.28.2	Generator
**		If an optional generator separate from the propulsion engine is carried, it shall be installed in accordance with the manufacturer's guidelines
	3.29	Communications Equipment, GPS, Radar, AIS
MoMu1,2,3,4	3.29.05	a hand-held marine VHF transceiver, watertight or with a waterproof cover. When not in use to be stowed in a grab bag or emergency container (see OSR 4.21)
**	3.29.06	a second radio receiver, which may be the handheld VHF in 3.29.5 above, capable of receiving weather bulletins
		SECTION 4 - PORTABLE EQUIPMENT
		A boat shall have:
	4.01	Sail Letters & Numbers
**	4.01.1	Identification on sails which complies with RRS 77 and RRS Appendix G
	4.02	Search and Rescue Visibility
	4.03	Soft Wood Plugs
**		A tapered soft wood plug stowed adjacent to every through-hull opening
	4.04	Jackstays and Clipping Points
	4.05	Fire Fighting Equipment
**	4.05.1	A fire blanket adjacent to every cooking device with an open flame
MoMu4		2 fire extinguishers in different parts of the boat
	4.06	Anchors
MoMu4		1 un-modified anchor that meets the anchor manufacturer's recommendation based on the boat's dimensions with suitable combination of chain and rope, ready for immediate assembly, and ready for deployment within 5 minutes.
	4.07	Flashlights and Searchlights
**		Watertight lights with spare batteries and bulbs as follows:
	4.08	First Aid Manual and First Aid Kit
**		A First Aid Manual and First Aid Kit. The contents and storage of the First Aid Kit shall reflect the likely conditions and duration of the passage, and the number of crew
	4.09	Foghorn
**		A foghorn
	4.10	Radar Reflector
**	4.10.1	A passive radar reflector with:
**	a)	octahedral circular plates of minimum diameter 30 cm (12"), or
**	b)	octahedral rectangular plates of minimum diagonal dimension 40 cm (16"), or
**	c)	a non-octahedral reflector with a documented Root Mean Square minimum Radar Cross Section (RCS) area of 2 m ² (22 ft ²) from 0-360° of azimuth and ±20° of heel
	4.11	Navigation Equipment
**		Navigational charts (not solely electronic), light list and chart plotting equipment

- 4.12 Safety Equipment Location Chart**
- ** A safety equipment location diagram in durable waterproof material, clearly displayed in the main accommodation, marked with the location of principal items of safety equipment
- 4.13 Depth, Speed and Distance Instruments**
- MoMu,1,2,3,4 4.13.2 A depth sounder
- 4.14 Spare Number**
- 4.15 Emergency Steering**
- 4.16 Tools and Spare Parts**
- ** 4.16.1 Tools and spare parts, suitable for the duration and nature of the passage
- ** 4.16.2 An effective means to quickly disconnect or sever the standing rigging from the boat
- 4.17 Boat's name**
- ** The boat's name on miscellaneous buoyant equipment, such as lifejackets, cushions, lifebuoys, recovery slings, grab bags etc.
- 4.18 Retro-reflective material**
- ** Marine grade retro-reflective material on lifebuoys, recovery slings, liferafts and lifejackets
- 4.19 EPIRBs**
- 4.20 Liferafts**
- 4.20.1 Liferaft Construction**
- 4.20.2 Minimum Liferaft Equipment**
- 4.20.3 Liferaft Packing and Stowage**
- 4.20.4 Spare Number**
- 4.21 Grab Bags**
- ** f) If a grab bag is provided it shall have inherent flotation, at least 0.1 m² (1 ft²) area of fluorescent orange colour on the outside, shall be marked with the name of the boat, and shall have a lanyard and clip
- 4.22 Crew Overboard Identification and Recovery**
- 4.22.1 Locator Beacons
- 4.22.2 GPS Crew Overboard Position
- ** Within reach of the helmsman and ready for instant use:
- ** 4.22.3 a lifebuoy with a self-igniting light and a drogue
- ** 4.22.6 Each inflatable lifebuoy and any automatic device shall be tested and serviced at intervals in accordance with its manufacturer's instructions
- ** 4.22.7 A heaving line, no less than 6 mm (1/4") diameter, 15 - 25 m (50 - 75') long, readily accessible to cockpit
- 4.23 Pyrotechnic and Light Signals**
- ** 4.23.1 Pyrotechnic signals shall be provided conforming to SOLAS LSA Code Chapter III Visual Signals and not older than the stamped expiry date (if any) or if no expiry date stamped, not older than 4 years.

Table 13 - Pyrotechnics

Race Category	Red Hand Flares LSA III 3.2	Orange Smoke Flares LSA III 3.3
MoMu0,1,2,3	4	2
MoMu4		2

- 4.24 Spare Number
- 4.25 Cockpit Knife**
- ** A strong, sharp knife, sheathed and securely restrained shall be provided readily accessible from the deck or a cockpit.
- 4.26 Storm & Heavy Weather Sails**
- 4.26.1 Design**
- Figure 3



- ** a) The material of the body of a storm sail purchased after 2013 shall have a highly-visible colour (e.g. dayglo pink, orange or yellow)
- ** b) Aromatic polyamides, carbon and similar fibres shall not be used in a trysail or storm jib but HMPE and similar materials are permitted
- ** c) Sheeting positions on deck for each storm and heavy-weather sail
- ** d) Sheeting positions for the trysail independent of the boom
- ** e) Storm and heavy weather jib areas calculated as: $(0.255 \times \text{luff length} \times (\text{luff perpendicular} + 2 \times \text{half width}))^*$
- ** * Applies to sails made after 2011

4.26.2 Sails

** The maximum area of storm sails shall be lesser of the areas below or as specified by the boat designer or sailmaker

- MoMu4 a) Either mainsail reefing to reduce the luff by 12.5% or a heavy-weather jib (or heavy-weather sail in a boat with no forestay) with:
 - ** i) area of 13.5% height of the foretriangle (IG) squared
 - ** ii) readily available means, independent of a luff groove, to attach to the stay

4.28 Spare Number

4.29 Deck Bags

SECTION 5 - PERSONAL EQUIPMENT

** Each crew member shall have:

5.01 Lifejacket

** 5.01.1 A lifejacket which shall:

- ** a)
 - ** i) if manufactured before 2012 comply with ISO 12402 - 3 (Level 150) or equivalent, including EN 396 or UL 1180 and:

- ** . if inflatable have a gas inflation system
- ** . have crotch/thigh straps (ride up prevention system (RUPS))
- ** ii if manufactured after 2011 comply with ISO 12402-3 (Level 150) and be fitted with a whistle, lifting loop, reflective material automatic/manual gas inflation system
- ** crotch/thigh straps (ride up prevention system (RUPS))
- ** c) be clearly marked with the boat's or wearer's name
- ** 5.01.4 The person in charge shall personally check each lifejacket at least once annually.

5.07 Survival Equipment

SECTION 6 - TRAINING

6.01.3 Spare Number

6.02 Spare Number

6.03 Spare Number

6.04 Routine Training On-Board

- ** Crews shall practice the drill for Crew-Overboard Recovery at least annually

6.05 Medical Training

- MoMu3,4 6.05.3 At least one member of the crew shall be familiar with First Aid procedures, hypothermia, drowning, cardio-pulmonary resuscitation and relevant communications systems

6.06 Diving Training

APPENDICES TO SPECIAL REGULATIONS

Appendix A - Moveable and Variable Ballast

Appendix B - For Inshore Racing

Appendix C - For Inshore Dinghy Racing

Appendix D - A guide to ISO and other Standards

Appendix E - World Sailing Code for the organisation of Oceanic Races

Appendix F - Standard Inspection Card

Appendix G - Model Training Course

Appendix H - Model First Aid Training Course

Appendix J - Hypothermia

Appendix K - Drogues and sea anchors

Any queries please E-Mail: technical@sailing.org